

EVENING INVITATION

Tuesday 21st May, 18:30 - 20:30
Le Meridien Hotel, Room Latitude

Why there is still a place for highly differentiated devices in today's PCI

Professor Christian Spaulding

Professor of Cardiology, Paris Descartes University

Head of the Interventional Cardiology, Georges-Pompidou European Hospital, Paris

Join us for an evening of education and celebration, enjoy a glass of wine as we celebrate 12 months of STENTYS and Minvasys joining forces to create a unique portfolio of products and hear why there is a increasing need for such highly diffentiated products



Add to Calendar

MEET THE EXPERTS

Meet us at our new Booth Location, **BOOTH F8** on the first floor. Join our Meet the Experts sessions on our booth to hear why and how the experts use Xposition S in case based presentations.







AGENDA (to be confirmed)

Tuesday		Wednesday		Thursday	
12:30	Xposition S in Left Main	10:30	Xposition S in vessels with diameter mismatch	10:30	Xposition S in Left Main
14:30	Xposition S in STEMI	13:30	Xposition S in thrombus laden vessels	13:30	Xposition S in STEMI
16:30	Xposition S in SVG	15:30	Xposition S in large vessels	15:30	Xposition S in SVG







EuroPCR 2019 Scientific Sessions

Listed below are the sessions at EuroPCR involving STENTYS Products, you can add each session individually to your agenda by clicking on the icon, alternatively you can add all of the sessions (and additional sessions) by [clicking here](#)



Wednesday 22nd May

10:30	ROOM ARLEQUIN Level 3	Left main stem to left anterior descending PCI with self-apposing stent utilising IVUS-guided cap puncture and dual lumen microcatheter	F. Choudry*	
11:48	ROOM ARLEQUIN Level 3	Left main IVUS-guided self-apposing stent implantation in NSTEMI-ACS	A. Paggi	
15:24	THEATRE BORDEAUX Level 3	The MEMmingen Coronary Artery bypass Stenosis Trial (MECAST). Self-expanding coronary stent vs. balloon-expanding stent in the interventional therapy of stenoses in degenerated SVG	M. Siry	
15:37	INTERACTIVE CASE CORNER 1 Level 1	Deferred stenting with self-expandable stent: forced compromise or acceptable exception?	A. Lux	
15:37	ROOM 343 Level 3	Beauty of the self-apposing stent in treating an ectatic and heavily thrombotic right coronary artery	A. Gholoobi	
16:03	ROOM 343 Level 3	Use of OCT imaging in the assessment of CTO revascularisation with self-apposing stents: a case report	A. Ispas	

Thursday 23rd May

09:20	POSTERS LAB Level 3	Update of the world-wide Sizing registry results assessing a self-apposing stent in challenging lesions with vessel diameter variance	R.M. Oemrawsingh	
09:30	POSTERS LAB Level 3	One-year safety and efficacy results after the implantation of a biodegradable-polymer sirolimus-eluting stent for the treatment of lesions in native coronary arteries in a real-world clinical practice	A.R. Asri Ranga*	
11:20	POSTERS LAB Level 3	Prospective, observational, Italian, multicentre registry of self-apposing coronary stent in patients presenting with STEMI: the iPOSITION registry. Procedural and one-month follow-up results	L. Giuliani	
13:54	ROOM 342A Level 3	First-in-man left main PCI with two self-apposing sirolimus-eluting stents using culotte technique	A. Scotti*	
17:48	ROOM 342B Level 3	OCT-guided treatment of a CTO with self-expandable stent	R.J. Van Geuns	
17:35	Room 252B Level 2	STEMI with large thrombus in left anterior descending origin	A. Gholoobi	

Friday 24th May

08:30	ROOM 242A Level 2	Single-centre experience with Stentys - self-apposing stents - in left main PCI - Safety and efficacy	I. Ajmi	
09:22	Room 252B Level 2	Catheter-induced coronary and aortic dissection	M.Siry	

Content is correct as per the EuroPCR program on the 1st April

* denotes speakers yet to be confirmed